



EvenMix
True 3D Mixing



Even-Mix™
Owner's Manual

Rev. Jan 2020

Contact us at info@evenmix.com

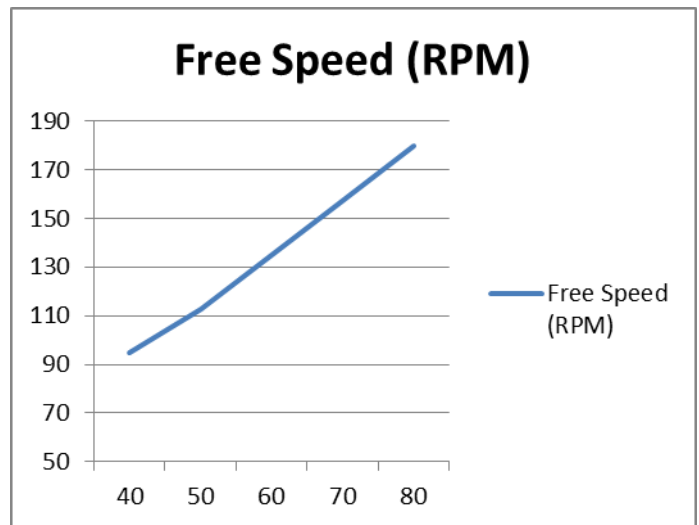
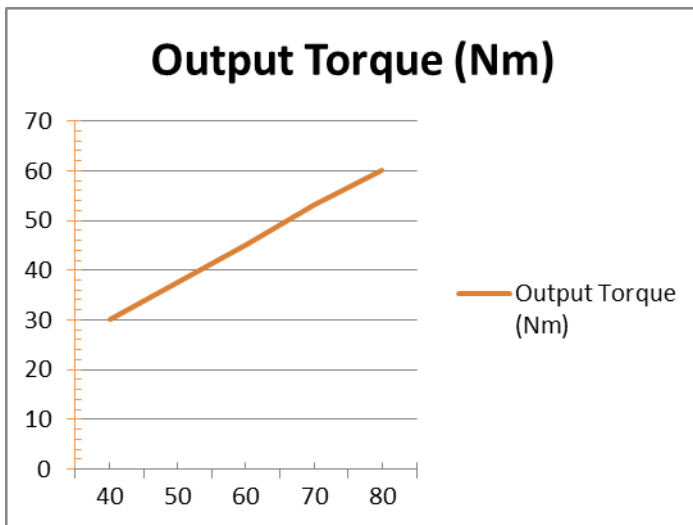


Even Mix

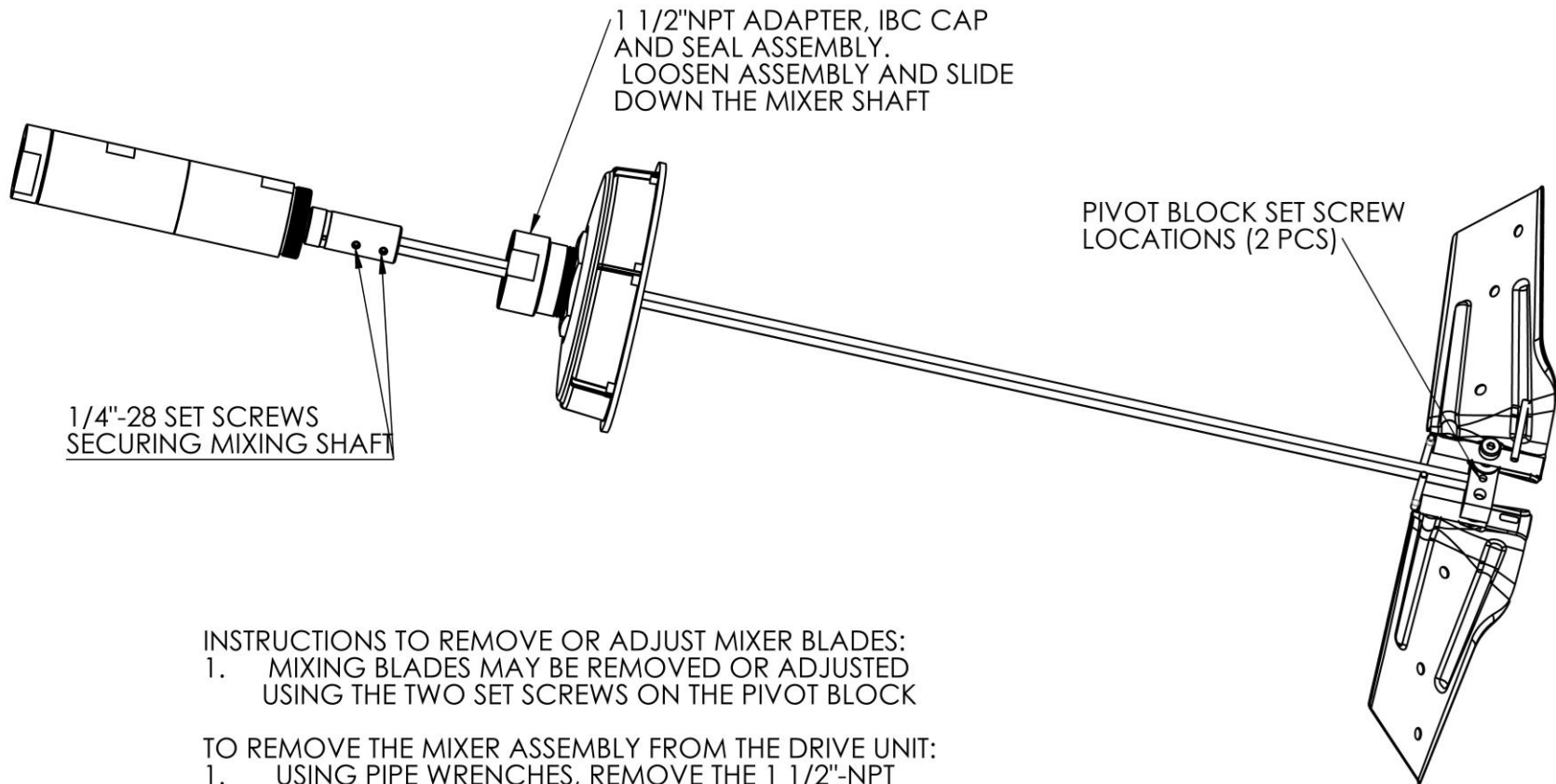
True 3D Mixing

AIR LINE REQUIREMENTS

Optimum performance of the Even Mix™ Air Motor is achieved when it is supplied with clean air regulated between 40 PSI to 90 PSI. Pressure should not exceed 140 PSI. Air pressure is adjusted to change the torque output on the Even Mix™ Air Motor as the charts depict below.



The Even Mix™ Air Motor requires a hose diameter of 3/8" for lengths up to 25' and 1/2" for lengths up to 50' and has air consumption of 13 SCFM (Standard Cubic Feet per Minute). The tool should be supplied air through a FRL (Filter, Regulator, & Lubricator) that has a flow rating capable of supplying the air motor with sufficient air pressure and volume so that the desired torque and RPM can be achieved. Generally a 1/4" NPT FRL are adequate. If air oil is deemed necessary, good quality oil, specifically for use in pneumatic tools, should be used (such as Peeroyl R-43 air line oil). Lubricating oils that contain cleaning or anti-gumming agents should not be used. These additives may cause malfunction.



INSTRUCTIONS TO REMOVE OR ADJUST MIXER BLADES:

1. MIXING BLADES MAY BE REMOVED OR ADJUSTED USING THE TWO SET SCREWS ON THE PIVOT BLOCK

TO REMOVE THE MIXER ASSEMBLY FROM THE DRIVE UNIT:

1. USING PIPE WRENCHES, REMOVE THE 1 1/2"-NPT ADAPTER FROM THE GEARBOX (NOTE: THESE ARE LEFT HAND THREADS).
2. CAREFULLY SLIDE THIS DOWN THE MIXER SHAFT TO EXPOSE THE TWO 1/4"-28 SS SET SCREWS.
3. REVERSE THE PROCEDURE TO REASSEMBLE.
4. PRIOR TO REASSEMBLY BE SURE THE SET SCREWS ARE BELOW FLUSH, OR DAMAGE MAY OCCUR TO THE PTFE SHAFT SEAL



EvenMix
True 3D Mixing

Air Motor Maintenance Instructions

- Preventive Maintenance
 - o Lubricate the air motor with a drop of Air Motor Oil directly into the incoming air motor port once a week with pneumatic tool oil (such as Peeroyl R-43 air line oil).
- Slow or reduced performance
 - o Remove the Incoming Air Filter (#9520-90002) and the Exhaust (#9520-91001) to inspect for clogging. Often material from the air lines becomes caught in the air filters which requires them to be replaced. They are effectively doing their job at catching particulate before it enters and fouls the air rotor. Please call us for replacement parts.
- Output stops
 - o First ensure that the air motor is receiving air as described above by clearing the air filter and exhaust.
 - o Try to free the output by turning it back and forth gently with a wrench. Occasionally debris can become lodged in the air motor and you can break it free.
 - o If you need to separate the air motor and the gear box to inspect them, remove the Gear Housing (#3200-40650) from the Air Motor Housing (#5223-02650). It is a Left-Hand Thread. Do not remove the End Housing (#1215-06500). See if the gear box is turning free and if the air motor is turning free. You can isolate the issue from that point. When joining the Gear Housing (#3200-40650) with the Air Motor Housing (#5223-02650) ensure that the hex output of the Rotor (#1110-00025) properly mates with the Pinion Gear (#3100-40193) before tightening.



EvenMix
True 3D Mixing

Air Motor
Limited Warranty

Even Mix™ warrants the Even Mix™ Air Motor against defects in material and workmanship for 1 (one) Year from the original purchase date of the air motor. Without charge to the original purchaser, Even Mix™, at its option, will repair or replace any air motor or component part if it is found to be defective or not in accordance with Even Mix™ Engineering specifications in effect at the time of manufacture and said air motor or component part is in active commercial production by Even Mix™. Without charge to the original purchaser, Even Mix™ will also, at its option, repair or replace any air motor or component part in the event of a failure due to wear encountered in normal operation under typical specified conditions where typical maintenance procedures have been observed if such failure occurs within 1 (one) year of the original purchase date of the mixer. The air motor is to be returned to Even Mix™'s factory with shipping charges prepaid.

This warranty will not apply to any air motor which has been misused, misapplied, modified or has been subjected to negligence or has been damaged by accidental misuse or other damage by accidental occurrences; or in which parts not manufactured by or specified by Even Mix™ have been used for repair; or which shall have been repaired or altered by other than Even Mix™ authorized personnel in such a manner, as determined by Even Mix™, that the function of the air motor has been affected.

THIS WARRANTY CONSTITUTES THE ENTIRETY OF THE OBLIGATION OF Even Mix™ RELATIVE TO THE SALE AND USE OF SAID PRODUCTS AND ITS MAXIMUM LIABILITY IS LIMITED TO THE PURCHASE PRICE OF THE PRODUCT. IN NO EVENT WILL Even Mix™ BE LIABLE FOR CONSEQUENTIAL, INDIRECT, INCIDENTAL, SPECIAL OR PUNITIVE DAMAGES ARISING FROM THE USE OR SALE OF SUCH PRODUCT.